



Greater Las Vegas Association of REALTORS® March 2006 Statistics



	Single Family Residential Units			Condo/Townhouse Units		
AVAILABILITY AT END OF PERIOD	Mar 06	Change from Feb 06	Change from Mar 05	Mar 06	Change from Feb 06	Change from Mar 05
# of available units listed	17,385	-1.6%	+21.8%	3,667	-10.8%	+37.8%
Median list price of available units	\$ 365,000	+4.3%	+4.3%	\$ 224,900	+9.7%	+12.5%
Average list price of available units	\$ 482,888	+8.2%	+5.0%	\$ 302,385	+22.1%	+13.0%
NEW LISTINGS THIS PERIOD						
NEW LISTINGS THIS PERIOD	Mar 06	Change from Feb 06	Change from Mar 05	Mar 06	Change from Feb 06	Change from Mar 05
# of new listings	6,053	+16.1%	+18.9%	1,373	+23.1%	+31.5%
Median price of new listings	\$ 349,990	-1.0%	+1.5%	\$ 220,000	+0.0%	+11.7%
Average price of new listings	\$ 447,748	+1.9%	+4.6%	\$ 259,494	-2.0%	+7.4%
UNITS SOLD THIS PERIOD						
UNITS SOLD THIS PERIOD	Mar 06	Change from Feb 06	Change from Mar 05	Mar 06	Change from Feb 06	Change from Mar 05
# of units sold	2,521	+41.1%	-19.4%	646	+33.5%	-12.3%
Median price of units sold	\$ 314,950	+1.9%	+6.8%	\$ 205,000	+4.4%	+12.6%
Average price of units sold	\$ 379,935	+0.5%	+7.2%	\$ 228,749	+7.4%	+18.1%
TIME ON MARKET FOR UNITS SOLD THIS PERIOD						
TIME ON MARKET FOR UNITS SOLD THIS PERIOD	Mar 06	Feb 06	Mar 05	Mar 06	Feb 06	Mar 05
0-30 days	43.5%	38.2%	42.9%	46.7%	50.4%	51.0%
31-60 days	21.1%	20.0%	20.1%	20.6%	22.3%	19.7%
61-90 days	13.8%	18.4%	13.6%	13.2%	12.2%	14.2%
91-120 days	9.5%	11.1%	10.7%	10.5%	8.5%	8.4%
121+ days	12.1%	12.3%	12.7%	9.0%	6.6%	6.6%
TOTAL HOME SALES DOLLAR VALUE FOR UNITS SOLD THIS PERIOD						
TOTAL HOME SALES DOLLAR VALUE FOR UNITS SOLD THIS PERIOD	Mar 06	Change from Feb 06	Change from Mar 05	Mar 06	Change from Feb 06	Change from Mar 05
	\$ 957,816,925	+41.7%	-13.5%	\$ 147,771,939	+43.3%	+3.5%

Source: Greater Las Vegas Association of REALTORS®

For more information, please call George McCabe, Brown & Partners, at (702) 325-7358.

DISCLAIMER: This data is based on information from the Greater Las Vegas Association of REALTORS® (GLVAR) Multiple Listing Service (MLS). This information is deemed reliable but is not guaranteed. MLS collects, compiles and distributes information about homes listed for sale by its subscribers who are real estate agents. MLS subscription is available to all real estate agents licensed in Nevada, but is not available to the general public. Not all licensed agents subscribe to the MLS. MLS does not include all new homes available or listings from non-MLS agents, nor does it include properties for sale by owner. The territorial jurisdiction of the GLVAR as a member of the National Association of REALTORS® includes Clark and Nye Counties, Nevada, and such other areas as from time to time may be allocated to the GLVAR by the Board of Directors of the National Association of REALTORS®.



Greater Las Vegas Association of REALTORS® March 2006 Statistics

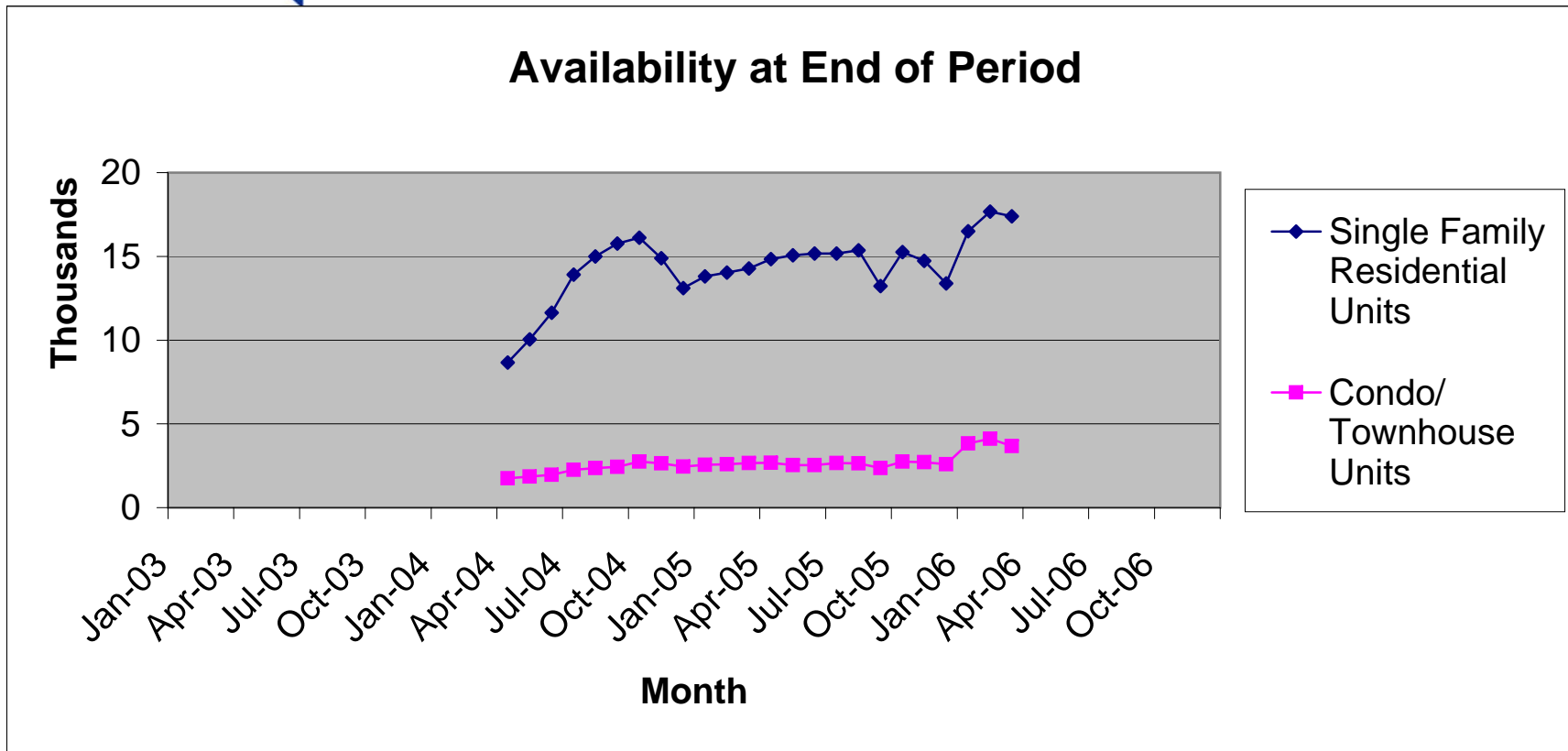
Sold Units Statistics by Area (see map)

Area	Single Family Residential Units			Condo/Townhouse Units		
	# of units sold	Median Sold Price	Average Sold Price	# of units sold	Median Sold Price	Average Sold Price
101 - North	44	\$ 227,500	\$ 213,255	3	\$ 174,500	\$ 175,833
102 - North	180	\$ 345,000	\$ 401,519	6	\$ 222,250	\$ 217,917
103 - North	277	\$ 290,000	\$ 304,789	17	\$ 228,000	\$ 211,052
201 - East	66	\$ 201,500	\$ 199,526	6	\$ 100,500	\$ 98,333
202 - East	74	\$ 240,000	\$ 244,828	25	\$ 143,000	\$ 131,120
203 - East	90	\$ 282,000	\$ 305,227	15	\$ 162,500	\$ 155,693
204 - East	94	\$ 268,000	\$ 264,891	22	\$ 171,400	\$ 167,159
301 - South	51	\$ 270,000	\$ 329,627	48	\$ 219,500	\$ 432,283
302 - South	67	\$ 287,000	\$ 304,145	38	\$ 69,500	\$ 168,229
303 - South	156	\$ 340,000	\$ 387,056	52	\$ 226,000	\$ 234,631
401 - North West	23	\$ 237,500	\$ 316,991	3	\$ 125,500	\$ 145,167
402 - North West	125	\$ 255,000	\$ 266,591	39	\$ 175,000	\$ 176,889
403 - North West	87	\$ 300,000	\$ 332,691	56	\$ 185,500	\$ 191,030
404 - North West	106	\$ 296,500	\$ 534,781	41	\$ 260,000	\$ 275,527
405 - North West	132	\$ 365,000	\$ 437,568	29	\$ 216,200	\$ 211,260
501 - South West	58	\$ 301,500	\$ 330,231	21	\$ 173,000	\$ 162,233
502 - South West	126	\$ 380,000	\$ 515,182	30	\$ 225,000	\$ 231,803
503 - South West	104	\$ 349,900	\$ 399,427	51	\$ 234,000	\$ 246,078
504 - South West	97	\$ 327,000	\$ 379,924	10	\$ 194,750	\$ 192,839
505 - South West	63	\$ 437,000	\$ 525,632	10	\$ 264,677	\$ 255,105
601 - Henderson	22	\$ 327,500	\$ 465,718	21	\$ 212,000	\$ 222,592
602 - Henderson	96	\$ 356,750	\$ 392,707	33	\$ 236,900	\$ 239,724
603 - Henderson	28	\$ 282,500	\$ 574,211	7	\$ 195,000	\$ 260,000
604 - Henderson	52	\$ 300,000	\$ 305,758	7	\$ 186,000	\$ 207,986
605 - Henderson	66	\$ 331,750	\$ 348,318	16	\$ 238,450	\$ 232,763
606 - Henderson	168	\$ 475,000	\$ 633,842	31	\$ 235,710	\$ 269,861
701 - Boulder City	11	\$ 335,000	\$ 399,750	1	\$ 190,000	\$ 190,000
702 - Boulder City	-	\$ -	\$ -	3	\$ 430,000	\$ 412,833
800 - Mesquite	4	\$ 355,000	\$ 386,500	4	\$ 177,000	\$ 190,500
801 - Muddy River (Moapa, Glendale, Logandale, Overton)	6	\$ 224,500	\$ 216,833	-	\$ -	\$ -
802 - Mt. Charleston/Lee Canyon	3	\$ 529,900	\$ 709,967	-	\$ -	\$ -
803 - Indian Springs/Cold Creek	-	\$ -	\$ -	-	\$ -	\$ -
804 - Mountain Springs	-	\$ -	\$ -	-	\$ -	\$ -
805 - Blue Diamond	-	\$ -	\$ -	-	\$ -	\$ -
806 - State Line/Jean/Goodsprings	-	\$ -	\$ -	-	\$ -	\$ -
807 - Sandy Valley	1	\$ 345,000	\$ 345,000	-	\$ -	\$ -
808 - Laughlin	-	\$ -	\$ -	1	\$ 138,000	\$ 138,000
809 - Other Clark County	-	\$ -	\$ -	-	\$ -	\$ -
810 - Pahrump	36	\$ 275,000	\$ 276,582	-	\$ -	\$ -
811 - Nye County	-	\$ -	\$ -	-	\$ -	\$ -
812 - Lincoln County	1	\$ 78,000	\$ 78,000	-	\$ -	\$ -
813 - Other Nevada	3	\$ 74,000	\$ 71,333	-	\$ -	\$ -
814 - Amargosa Valley	-	\$ -	\$ -	-	\$ -	\$ -
815 - Beatty	-	\$ -	\$ -	-	\$ -	\$ -
900 - Outside Nevada	-	\$ -	\$ -	-	\$ -	\$ -

Source: Greater Las Vegas Association of REALTORS®

For more information, please call George McCabe, Brown & Partners, at (702) 325-7358.

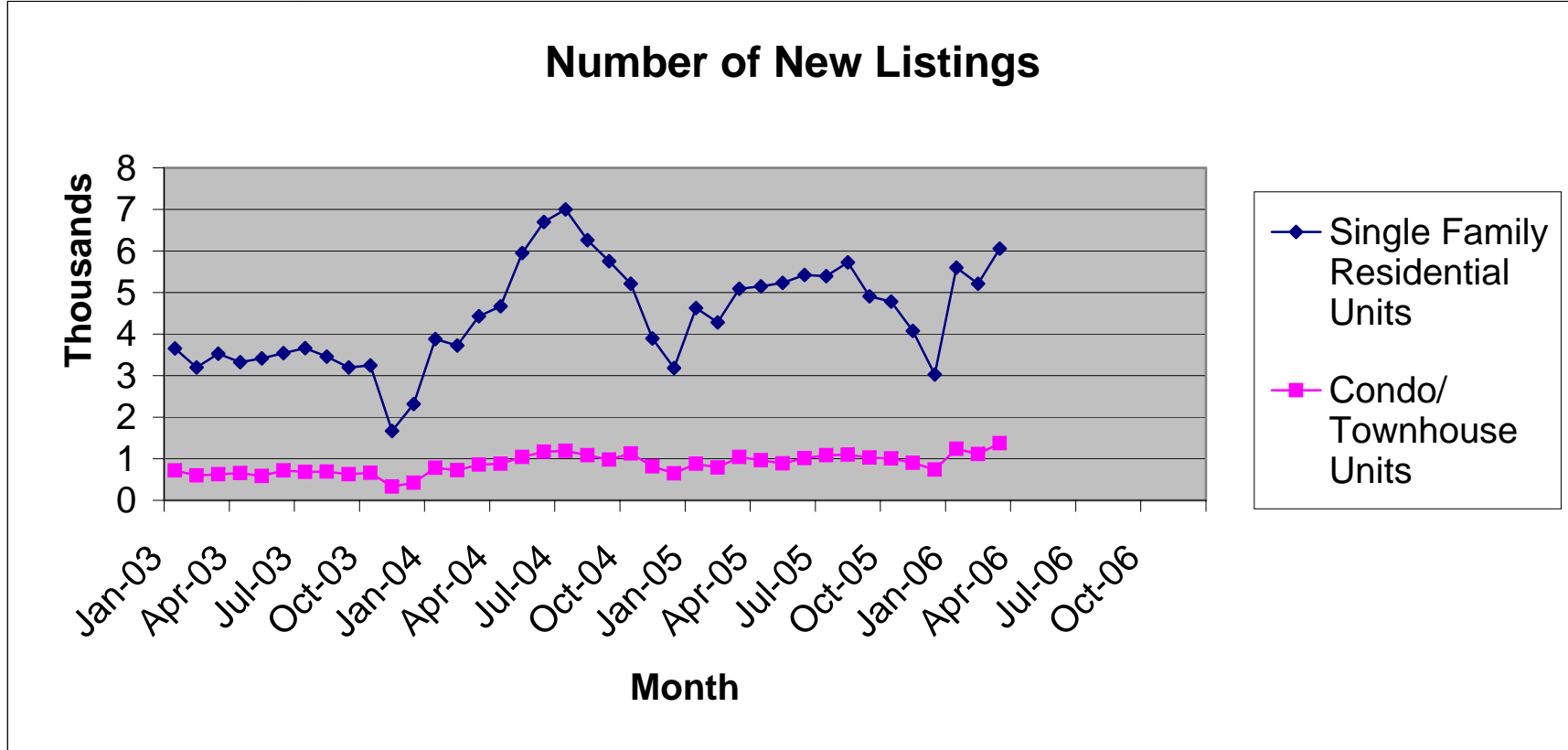
DISCLAIMER: This data is based on information from the Greater Las Vegas Association of REALTORS® (GLVAR) Multiple Listing Service (MLS). This information is deemed reliable but is not guaranteed. MLS collects, compiles and distributes information about homes listed for sale by its subscribers who are real estate agents. MLS subscription is available to all real estate agents licensed in Nevada, but is not available to the general public. Not all licensed agents subscribe to the MLS. MLS does not include all new homes available or listings from non-MLS agents, nor does it include properties for sale by owner. The territorial jurisdiction of the GLVAR as a member of the National Association of REALTORS® includes Clark and Nye Counties, Nevada, and such other areas as from time to time may be allocated to the GLVAR by the Board of Directors of the National Association of REALTORS®.



Source: Greater Las Vegas Association of REALTORS®

For more information, please call George McCabe, Brown & Partners, at (702) 325-7358.

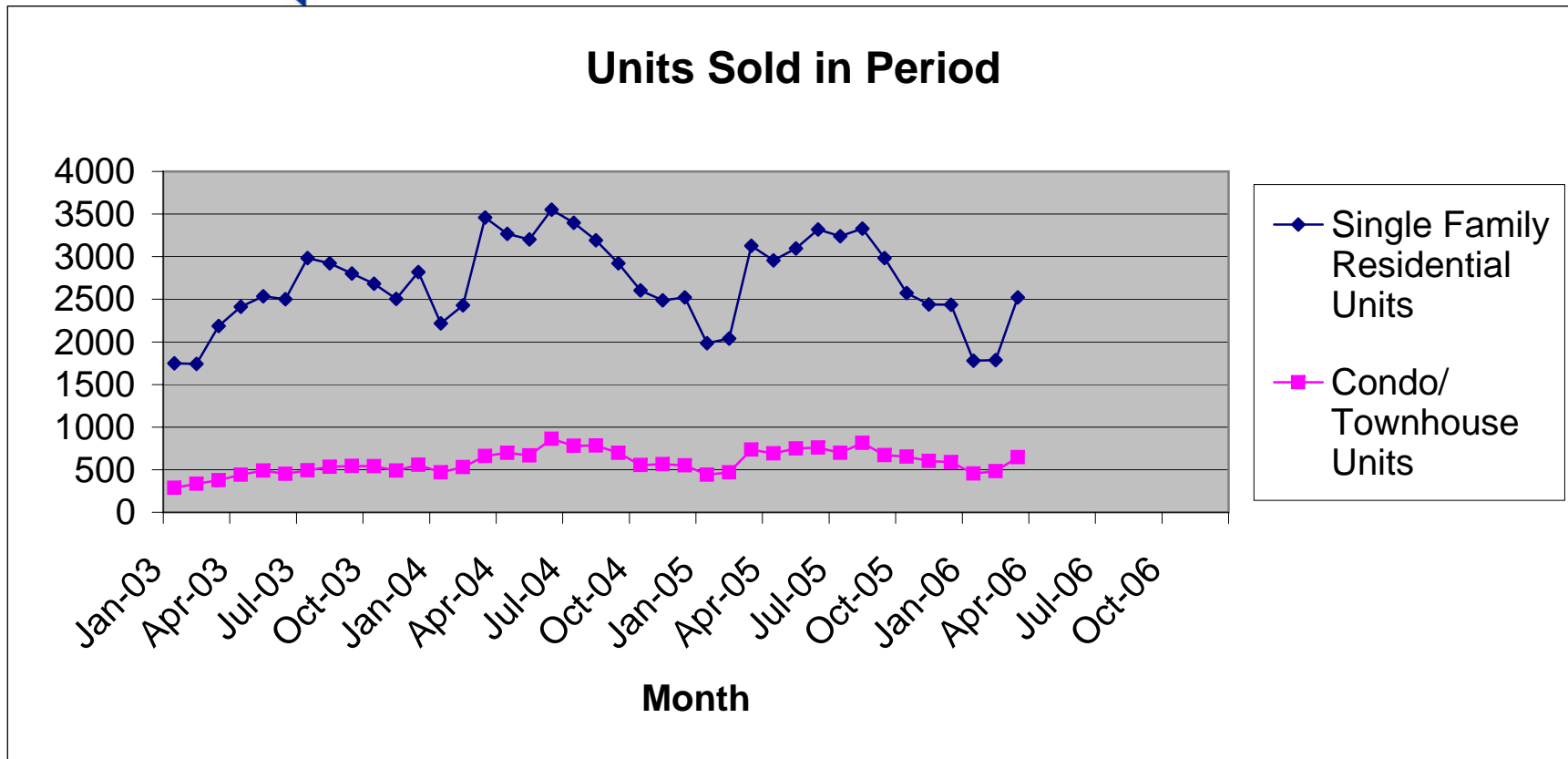
DISCLAIMER: This data is based on information from the Greater Las Vegas Association of REALTORS® (GLVAR) Multiple Listing Service (MLS). This information is deemed reliable but is not guaranteed. MLS collects, compiles and distributes information about homes listed for sale by its subscribers who are real estate agents. MLS subscription is available to all real estate agents licensed in Nevada, but is not available to the general public. Not all licensed agents subscribe to the MLS. MLS does not include all new homes available or listings from non-MLS agents, nor does it include properties for sale by owner. The territorial jurisdiction of the GLVAR as a member of the National Association of REALTORS® includes Clark and Nye Counties, Nevada, and such other areas as from time to time June be allocated to the GLVAR by the Board of Directors of the National Association of REALTORS®.



Source: Greater Las Vegas Association of REALTORS®

For more information, please call George McCabe, Brown & Partners, at (702) 325-7358.

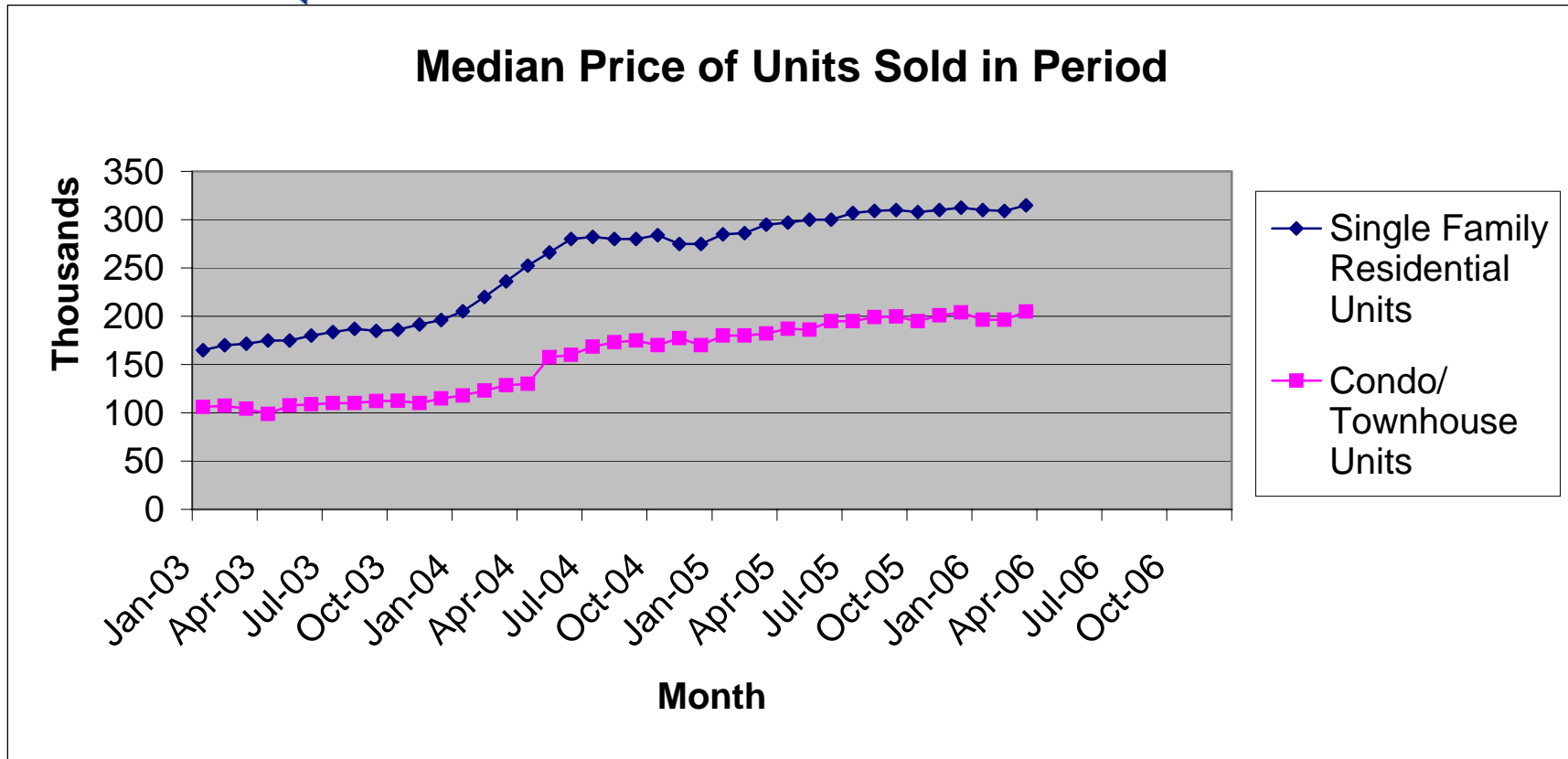
DISCLAIMER: This data is based on information from the Greater Las Vegas Association of REALTORS® (GLVAR) Multiple Listing Service (MLS). This information is deemed reliable but is not guaranteed. MLS collects, compiles and distributes information about homes listed for sale by its subscribers who are real estate agents. MLS subscription is available to all real estate agents licensed in Nevada, but is not available to the general public. Not all licensed agents subscribe to the MLS. MLS does not include all new homes available or listings from non-MLS agents, nor does it include properties for sale by owner. The territorial jurisdiction of the GLVAR as a member of the National Association of REALTORS® includes Clark and Nye Counties, Nevada, and such other areas as from time to time June be allocated to the GLVAR by the Board of Directors of the National Association of REALTORS®.



Source: Greater Las Vegas Association of REALTORS®

For more information, please call George McCabe, Brown & Partners, at (702) 325-7358.

DISCLAIMER: This data is based on information from the Greater Las Vegas Association of REALTORS® (GLVAR) Multiple Listing Service (MLS). This information is deemed reliable but is not guaranteed. MLS collects, compiles and distributes information about homes listed for sale by its subscribers who are real estate agents. MLS subscription is available to all real estate agents licensed in Nevada, but is not available to the general public. Not all licensed agents subscribe to the MLS. MLS does not include all new homes available or listings from non-MLS agents, nor does it include properties for sale by owner. The territorial jurisdiction of the GLVAR as a member of the National Association of REALTORS® includes Clark and Nye Counties, Nevada, and such other areas as from time to time June be allocated to the GLVAR by the Board of Directors of the National Association of REALTORS®.

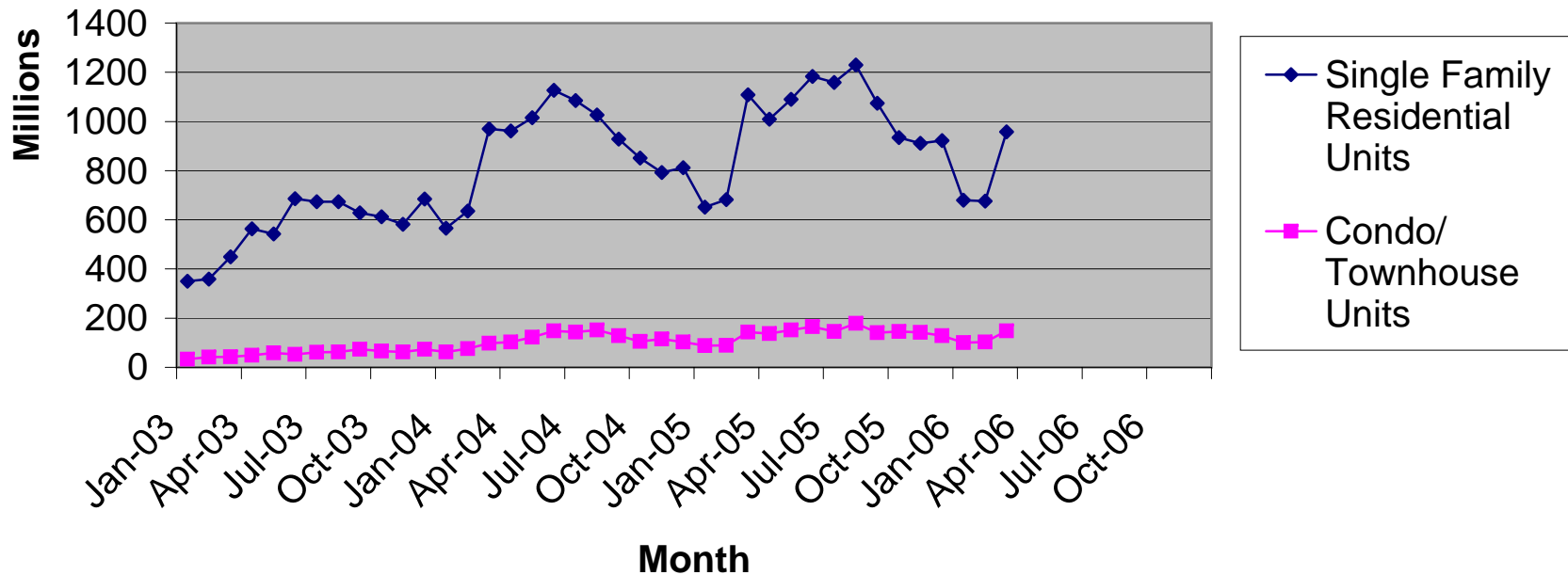


Source: Greater Las Vegas Association of REALTORS®

For more information, please call George McCabe, Brown & Partners, at (702) 325-7358.

DISCLAIMER: This data is based on information from the Greater Las Vegas Association of REALTORS® (GLVAR) Multiple Listing Service (MLS). This information is deemed reliable but is not guaranteed. MLS collects, compiles and distributes information about homes listed for sale by its subscribers who are real estate agents. MLS subscription is available to all real estate agents licensed in Nevada, but is not available to the general public. Not all licensed agents subscribe to the MLS. MLS does not include all new homes available or listings from non-MLS agents, nor does it include properties for sale by owner. The territorial jurisdiction of the GLVAR as a member of the National Association of REALTORS® includes Clark and Nye Counties, Nevada, and such other areas as from time to time June be allocated to the GLVAR by the Board of Directors of the National Association of REALTORS®.

Total Home Sales Value for Units Sold in Period



Source: Greater Las Vegas Association of REALTORS®

For more information, please call George McCabe, Brown & Partners, at (702) 325-7358.

DISCLAIMER: This data is based on information from the Greater Las Vegas Association of REALTORS® (GLVAR) Multiple Listing Service (MLS). This information is deemed reliable but is not guaranteed. MLS collects, compiles and distributes information about homes listed for sale by its subscribers who are real estate agents. MLS subscription is available to all real estate agents licensed in Nevada, but is not available to the general public. Not all licensed agents subscribe to the MLS. MLS does not include all new homes available or listings from non-MLS agents, nor does it include properties for sale by owner. The territorial jurisdiction of the GLVAR as a member of the National Association of REALTORS® includes Clark and Nye Counties, Nevada, and such other areas as from time to time June be allocated to the GLVAR by the Board of Directors of the National Association of REALTORS®.